

A red Heli AC electric forklift truck is shown in a large industrial warehouse. The truck is positioned in the center-left of the frame, facing right. It has a black mast and forks, a black seat, and a black steering wheel. The body of the truck is red with a green and white logo on the side. The number '25' is visible on the side panel. The background shows the high ceiling and large windows of the warehouse.

**1-2.5 ton G SERIES**  
**AC ELECTRIC FORKLIFT TRUCK**

**New** *High performance  
Superior quality*

**HELI**  
LIFTING THE FUTURE

**CHINESE EXPORT BRAND**

Recommended  
By China Chamber of Commerce for Import and Export of Machinery  
And Electric Products



G SERIES AC ELECTRIC  
FORKLIFT TRUCK

1-2.5 ton

**New**



### High Performance & Energy Saving

- > Lifting performance increases by 21%.
- > Climbing and driving performance increase by 20% and 7%.
- > The maximum turning radius is 2020mm, good performance of driving.
- > The minimum turning radius is 1800mm(1-1.8t),2000mm(2t)and 2020mm(2.5t),good performance of driving.
- > Travelling saves more than 10% energy.
- > LED signal light saves more than 80% energy.
- > Battery cruising ability prolongs about 30 minutes.

### Comfortable Operating & Lower Noise

- > Comfortable operating is achieved through moving the steering unit up and 190mm increased operating space around driver's foot.
- > Rear handle with horn function contributes to stable sitting pose when travelling backward and driving comfort and safety.
- > Mast buffer, rear axle buffer and rear extension type valve operation knob increase operating comfort effectively.
- > Ratchet type hand brake facilitates comfort driving.
- > Big getting on and off handle fits different figure size.
- > Ear noise reduces 1 db.

### Excellent Visibility

- > Compact structure of mast and driver's view 6% improved.
- > Steering handwheel with 300mm diameter and right installation of meter effectively increase the front view.
- > Large arc shape of the overhead guard and grid tray with proper angle increase operator's upward view.

### Better Stability & More Safety

- > New type drive axle and small front overhang design. Longitudinal Stability of the forklift increases by 4.9%.
- > High installation of rear axle increasing transversal stability 2.1%.
- > The space above driver's head is 50mm increased through increasing overhead guard's height and decreasing the seat's height.
- > The space around the driver's foot and operating safety are increased through moving the tilting cylinder to be under the floor board.
- > Multi speed selection function satisfies different working conditions and environment;
- > Standard configuration of warning light and brake automatic warning function improve whole truck's safety.
- > Battery side-pull function satisfies different customers' needs (optional).
- > Automatic decelerating while steering improves safety (optional).
- > Special side plate and top cover structure is easy for assembly and disassembly.





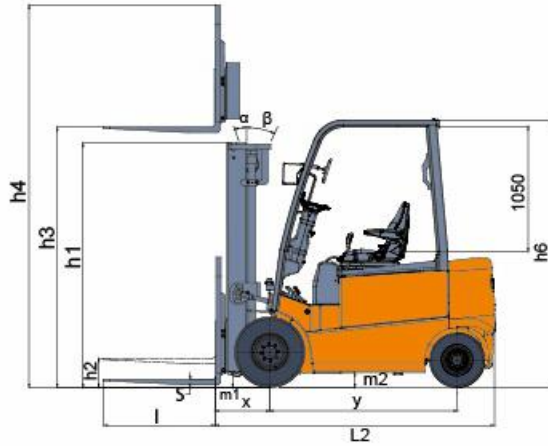
G SERIES AC ELECTRIC  
FORKLIFT TRUCK

1-2.5 ton

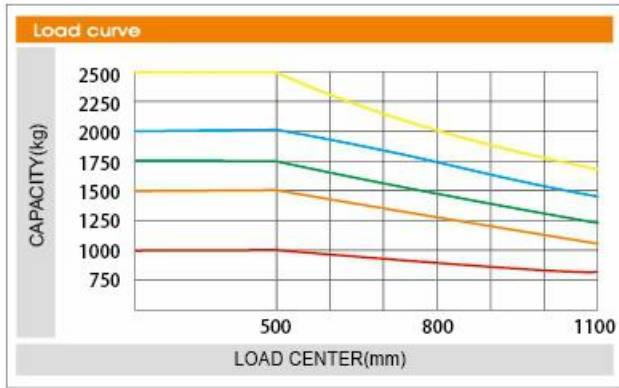
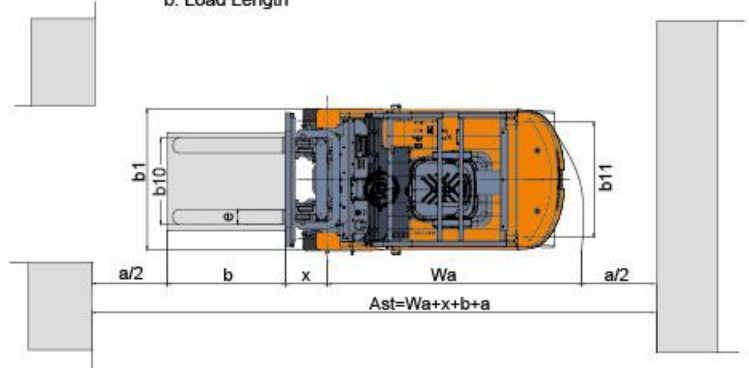


Specification

character			HELI						
1.01	manufacturer								
1.02	model		CPD10	CPD10	CPD18	CPD20	CPD25	CPD20	CPD25
1.03	configuration number		GA1/GA2	GA1/GA2	GA1/GA2	GC1/GC2	GC1/GC2	GD1/GD2	GD1/GD2
1.04	rated capacity	Q(kg)	1000	1500	1750	2000	2500	2000	2500
1.05	load center distance	c(mm)	500	500	500	500	500	500	500
1.06	power mode		Battery	Battery	Battery	Battery	Battery	Battery	Battery
1.07	driving mode		Seated	Seated	Seated	Seated	Seated	Seated	Seated
1.08	wheel base	y(mm)	1380	1380	1380	1550	1550	1550	1550
tyre									
2.01	tyre type		Pneumatic	Pneumatic	SE/Pneumatic	Pneumatic	Pneumatic	Pneumatic	Pneumatic
2.02	wheel number(front/rear)		2/2	2/2	2/2	2/2	2/2	2/2	2/2
2.03	front wheel base	b10(mm)	910	910	910	960	960	960	960
2.04	rear wheel base	b11(mm)	920	920	920	950	950	950	950
2.05	tyre (front)		6.00-9-10PR	6.00-9-10PR	6.00-9	23×9-10-16PR	23×9-10-16PR	23×9-10-16PR	23×9-10-16PR
2.06	tyre(rear)		16×6-8-10PR	16×6-8-10PR	16×6-8-10PR	18×7-8-14PR	18×7-8-14PR	18×7-8-14PR	18×7-8-14PR
size									
3.01	front overhang	x(mm)	390	390	390	434	434	434	434
3.02	mast tilt angle , front/rear	$\alpha / \beta (^{\circ})$	6/8	6/8	6/8	6/8	6/8	6/8	6/8
3.03	height with mast retraction	h1(mm)	1985	1985	1985	1995	1995	1995	1995
3.04	free lifting height	h2(mm)	145	145	145	145	145	145	145
3.05	Max. lifting height	h3(mm)	3000	3000	3000	3000	3000	3000	3000
3.06	Max. height under working condition	h4(mm)	4030	4030	4030	4042	4042	4042	4042
3.07	overhead guard height	h6(mm)	2130	2130	2130	2150	2150	2150	2150
3.08	fork size:thickness×width×length	s/e/l(mm)	32×100×770	35×100×920	35×100×920	40×122×920	40×122×1070	40×122×920	40×122×1070
3.09	fork carriage, DIN standard		2A	2A	2A	2A	2A	2A	2A
3.10	truck length (fork excluded)	l2(mm)	2070	2070	2070	2285	2295	2285	2295
3.11	truck width	l1(mm)	1086	1086	1086	1185	1185	1185	1185
3.12	turning radius	Wa(mm)	1800	1800	1800	2000	2020	2000	2020
3.13	clearance between mast and ground	m1(mm)	90	90	80	110	110	110	110
3.14	clearance between wheel base center and ground(loaded)	m2(mm)	80	80	75	115	115	115	115
3.15	right angle stacking aisle width (pallet1000x1000mm, clearance 200mm)	Ast(mm)	3390	3390	3390	3635	3655	3635	3655
3.16	right angle stacking aisle width (pallet1200x1200mm, clearance 200mm)	Ast(mm)	3590	3590	3590	3835	3855	3835	3855
performance									
4.01	travelling speed: loaded/unloaded	km/h	15/16	15/16	15/16	14.5/15	14.5/15.0	14.5/15	14.5/15.0
4.02	lifting speed: loaded/unloaded	m/s	0.41/0.6	0.4/0.6	0.38/0.6	0.28/0.49	0.26/0.49	0.35/0.51	0.33/0.51
4.03	lowering speed: loaded/unloaded	m/s	0.4/0.5	0.4/0.5	0.4/0.5	0.41/0.49	0.41/0.49	0.41/0.49	0.41/0.49
4.04	gradeability (loaded)	%	20	19	17	20	18	20	18
4.05	Max. traction force (loaded)	N	10000	10000	10000	16000	16500	16000	16500
4.06	acceleration time (10m) loaded/unloaded	s	5.0/4.4	5.2/4.5	5.2/4.6	4.6/4.4	4.8/4.6	4.6/4.4	4.8/4.6
weight									
5.01	total weight (with /without battery)	kg	2920/2240	3030/2240	3220/2430	4060/3060	4250/3150	4160/3060	4350/3150
5.02	axle load: unloaded, front/rear	kg	1508/1412	1505/1525	1493/1727	1860/2200	2000/2250	1900/2260	2000/2350
5.03	axle load: loaded, front/rear	kg	3150/770	4005/525	4372/598	5270/790	5930/820	5300/860	5950/900
battery									
6.01	battery voltage/capacity (discharging capacity in 5 hours)	V/Ah	48/400	48/480	48/480	48/600	48/600	48/700	48/700
6.02	battery weight	kg	680(600-1000)	790(720-1000)	790(720-1000)	1000(950-1300)	1000(950-1300)	1100(950-1300)	1100(950-1300)
6.03	battery, DIN standard		43531A	43531A	43531A	43531A	43531A	43531A	43531A
motor and controller									
7.01	drive motor power-60 minutes	kW	8.2	8.2	8.2	11.5	11.5	11.5	11.5
7.02	lifting motor power-15 minutes	kW	10.6	10.6	10.6	10.5	10.5	15	15
7.03	drive motor controlling mode		MOSFET/AC	MOSFET/AC	MOSFET/AC	MOSFET/AC	MOSFET/AC	MOSFET/AC	MOSFET/AC
7.04	lifting motor controlling mode		MOSFET/AC	MOSFET/AC	MOSFET/AC	MOSFET/DC	MOSFET/DC	MOSFET/AC	MOSFET/AC
7.05	service brake/parking brake		Hydraulic/Mechanical	Hydraulic/Mechanical	Hydraulic/Mechanical	Hydraulic/Mechanical	Hydraulic/Mechanical	Hydraulic/Mechanical	Hydraulic/Mechanical
7.06	hydraulic system working pressure	Mpa	14.5	14.5	17.5	17.5	17.5	17.5	17.5



Ast: Right angle stacking aisle width  
 a: Clearance  
 b: Load Length



CPD10

CPD15

CPD18

CPD20

CPD25

**Note:** The vertical axis stands for load capacity and the horizontal axis stands for load center which is calculated from the front of the fork. The base point of the standard load refers to the center position of the cube with 1000mm length of side. When mast is tilted forward, nonstandard fork usage or load with over wide goods, load capacity will be reduced. Different load capacity in different load center can be known in time through load chart.

**WIDE VIEW 2-STAGE MAST**

mast model	Max. lifting height (mm)	load capacity (load center 500mm) (Kg)					mast overall height (mm)		service weight (kg)					mast tilt angle (°) α/β
		1t	1.5t	1.8t	2t	2.5t	1-1.8t	2-2.5t	1t	1.5t	1.8t	2t	2.5t	
M200	2000	1000	1500	1750	2000	2500	1485	1495	2857	2967	3157	3970	4160	6/8
M250	2500	1000	1500	1750	2000	2500	1735	1745	2888	2998	3188	4014	4204	6/8
M300	3000	1000	1500	1750	2000	2500	1985	1995	2920	3030	3220	4060	4250	6/8
M330	3300	1000	1500	1750	2000	2500	2135	2145	2940	3050	3240	4086	4276	6/8
M350	3500	1000	1500	1750	2000	2500	2235	2245	2953	3063	3253	4104	4294	6/8
M370	3700	1000	1500	1750	2000	2500	2335	2345	2965	3075	3265	4122	4312	6/8
M400	4000	1000	1500	1750	2000	2500	2535	2545	3014	3124	3314	4182	4372	6/5
M425	4250	1000	1500	1750	2000	2500	2660	2670	3030	3140	3330	4205	4395	6/5
M450	4500	1000	1400	1600	1900	2300	2785	2795	3046	3156	3346	4228	4418	6/5
M500	5000	1000	1200	1350	1800	1950 *2050	3035	3045	3079	3189	3379	4273	4463	6/5 *6/5
M550	5500	900	1100	1200 *1500	1400	1550 *1950	3335	3345	3140	3250	3440	4351	4541	3/3 *6/5
M600	6000	800 *1000	800 *1150	850 *1400	950 *1500	1100 *1800	3585	3595	3172	3282	3472	4397	4587	3/3 *6/5

NOTE: (1)\* refers to rated capacity with dual front tires or widen tires;

### WIDE VIEW FULL FREE 2-STAGE MAST

mast model	Max. lifting height (mm)	load capacity (load center 500mm) (Kg)					门架全高(mm) mast overall height		自由起升高度(带挡货架)(mm) free lifting height (with backrest)		自重 (kg) service weight					门架倾角 mast tilt angle (°) α/β
		1t	1.5t	1.8t	2t	2.5t	1-1.8t	2-2.5t	1-1.8t	2-2.5t	1t	1.5t	1.8t	2t	2.5t	
ZM200	2000	1000	1500	1750	2000	2500	1485	1495	478	447	2900	3010	3200	3980	4170	6/8
ZM250	2500	1000	1500	1750	2000	2500	1735	1745	728	697	2932	3042	3232	4026	4216	6/8
ZM300	3000	1000	1500	1750	2000	2500	1985	1995	978	947	2966	3076	3266	4075	4265	6/8
ZM330	3300	1000	1500	1750	2000	2500	2135	2145	1128	1097	2988	3098	3288	4104	4294	6/8
ZM350	3500	1000	1500	1750	2000	2500	2235	2245	1228	1197	3003	3113	3303	4123	4313	6/8
ZM370	3700	1000	1500	1750	2000	2500	2335	2345	1328	1297	3015	3125	3315	4142	4332	6/8
ZM400	4000	1000	1500	1750	2000	2500	2535	2545	1528	1497	3063	3173	3363	4205	4395	6/5
ZM425	4250	1000	1500	1750	2000	2500	2660	2670	1653	1622	3082	3192	3382	4229	4419	6/5
ZM450	4500	1000	1400	1600	1900	2300	2785	2795	1778	1747	3101	3211	3401	4254	4444	6/5
ZM500	5000	1000	1200	1350	1800	1950 *2050	3035	3045	2028	1997	3135	3245	3435	4302	4492	6/5 *6/5
ZM550	5500	900	1100	1200 *1500	1400	1550 *1950	3335	3345	2328	2297	3196	3306	3496	4384	4574	3/3 *6/5
ZM600	6000	800 *1000	800 *1150	850 *1400	950 *1500	1100 *1800	3585	3595	2578	2547	3230	3340	3530	4433	4623	3/3 *6/5

NOTE: (1)\* refers to rated capacity with dual front tires or widen tires;  
 (2) 1-1.8T:free lifted height 365mm increased without backrest;  
 (3) 2-2.5T:free lifted height 381mm increased without backrest;

### WIDE VIEW FULL FREE 3-STAGE MAST

门架型号 mast model	最大起升高度 Max. lifting height mm	承载能力 (载荷中心为500mm) (Kg) load capacity (load center 500mm)					门架全高(mm) mast overall height		自由起升高度(带挡货架)(mm) free lifting height (with backrest)		自重 (kg) service weight					门架倾角 mast tilt angle (°) α/β
		1t	1.5t	1.8t	2t	2.5t	1-1.8t	2-2.5t	1-1.8t	2-2.5t	1t	1.5t	1.8t	2t	2.5t	
ZSM360	3600	1000	1500	1750	2000	2500	1780	1795	690	747	3014	3124	3314	4217	4407	6/8
ZSM400	4000	1000	1500	1750	2000	2500	1915	1920	905	872	3038	3148	3338	4252	4442	6/5
ZSM435	4350	1000	1450	1650	2000	2450	2030	2045	1020	997	3062	3172	3362	4287	4477	6/5
ZSM450	4500	1000	1400	1600	2000	2300	2080	2095	1070	1047	3073	3183	3373	4301	4491	6/5
ZSM470	4700	1000	1350	1550	2000	2200	2150	2160	1070	1112	3089	3199	3389	4319	4509	6/5
ZSM480	4800	1000	1300	1500	1900	2050	2180	2195	1140	1147	3097	3207	3397	4329	4519	6/5
ZSM500	5000	1000	1200	1300	1800	1950 *2050	2280	2295	1270	1247	3118	3228	3418	4357	4547	6/5 *6/5
ZSM540	5400	1000	1000	750 *1400	1400	1550 *1950	2405	2420	1395	1372	3143	3253	3443	4399	4589	3/3 *6/5
ZSM600	6000	700 *1000	750 *1100	750 *1300	950 *1500	1100 *1800	2630	2645	1620	1597	3215	3325	3515	4462	4652	3/3 *6/5
ZSM650	6500	550 *1000	600 *1050	600 *1100	700 *1400	800 *1600	2830	-	1810	-	3253	3363	3553	-	-	3/3 *3/5
ZSM700	7000	*900	*950	*950	-	-	3015	-	2005	-	3292	3402	3592	-	-	-

NOTE: (1)\* refers to rated capacity with dual front tires or widen tires;  
 (2) 1-1.8T:free lifted height 480mm increased without backrest;  
 (3) 1-1.8T:free lifted height 400mm increased without backrest when assembled with pulley block;  
 (4) 2-2.5T:free lifted height 451mm increased without backrest;

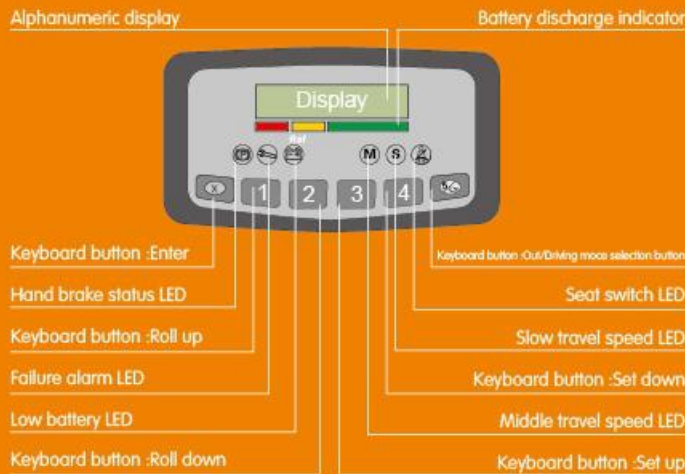


#### Renewable energy technologies

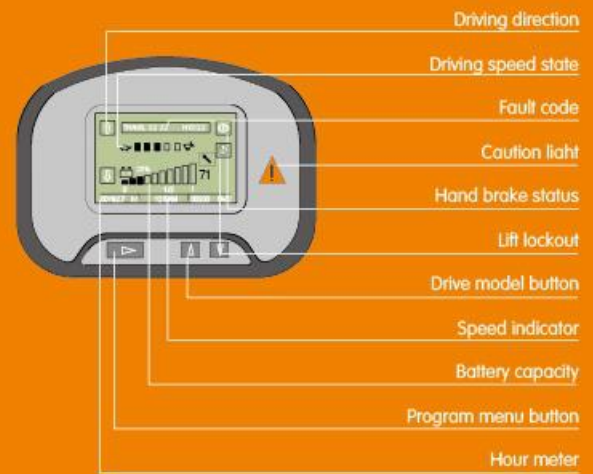
With the use of the excellent load-sensing steering system and AC controlling renewable energy technologies, the forklift is more energy-saving and the working hour of the battery is extended by 15%.

**↑15%**  
 THE PERFORMANCE OF BATTERY INCREASES

The reliable special instrument gives a complete display of the key information, like operating status, fault detection, etc. It ensures the operator predominate the vehicle status more intuitive and convenient.



ZAPI Display



CURTIS Display

## Standard configuration

Wide view mast  
 Standard forks  
 II (III) stage fork carriage  
 Backrest  
 Control valve  
 Battery  
 Standard seat  
 Overhead guard  
 Overhead guard rain cover  
 Liquid crystal combined  
 Instrument  
 Pneumatic tyre  
 Traction pin  
 Tool kits  
 LED Lamp,Flashing light  
 Horn alert function on rear handle

## Optional device

Cabin  
 Lifting hock  
 Tip-over forks  
 Back view mirror  
 Side shifting  
 Paper roll clamp  
 Warning light (rotating or buzzing)  
 Solid tyre  
 Rear working light  
 Steel protection net  
 Multipurpose drum clamp  
 Load stabilizer  
 Widen fork carriage  
 Longer forks  
 Load pusher  
 Fork extension sleeve  
 Rotating flat clamp

Double tyre protection device  
 Auxiliary hydraulic valve component  
 Tilting/steering cylinder jacket  
 Coloring tyre (white/green)  
 Wide view two/three stage full free mast  
 Optional color  
 Automatic decelerating while steering